



# Certification Resources



# References and Resources

- User Center or PartnerMAP for individual to view their certifications
  - Navigation path in addendum
- Online FAQ
  - <https://bit.ly/NewCertificationModelFAQ>
  - FAQ document
- Need More Help?
  - Account Services - <https://help.checkpoint.com/s/create-new-sr>
    - Select w/ the non-technical option
  - Certification team – [certification@checkpoint.com](mailto:certification@checkpoint.com)

# Certification Profile Review

End Users  
Path

Check Point®  
UserCenter

+1-866-488-6691 Contact Us checkpoint.com

TRY OUR PRODUCTS

QUOTING TOOLS

OFFERINGS / UPSELLS

ASSETS / INFO

SUPPORT / SERVICES

## MY ACCOUNTS

Product Center

My Accounts

## MY INFO

My Profile

My Certifications

My Subscriptions

## TOOLS

Sync License Information Tool

Download Contract File

TrainingEnrollCLC

Check Point®  
PartnerMAP

Channel  
Partner  
Path

+1-866-488-6691 Contact Us checkpoint.com

SALES & KNOWLEDGE

MARKETING

CUSTOMER ACQUISITIONS

SUPPORT

MY CHECK POINT

## My Accounts

Product Center

My Accounts

Customer Center

Track Orders New

## My Info

My Profile

My Certifications

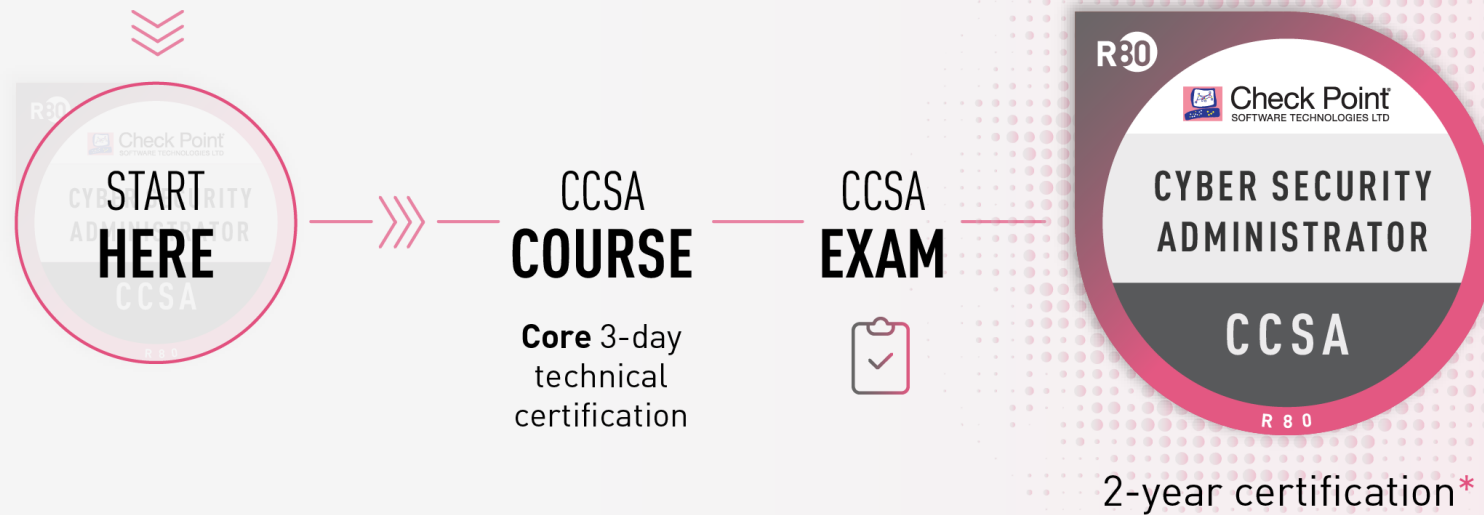
My Subscriptions

## My Partner Profile

Partner Dashboard New

Partner Courses

# CCSA Certification Path



**RECOMMENDED**  
**Specialist courses**  
after CCSA



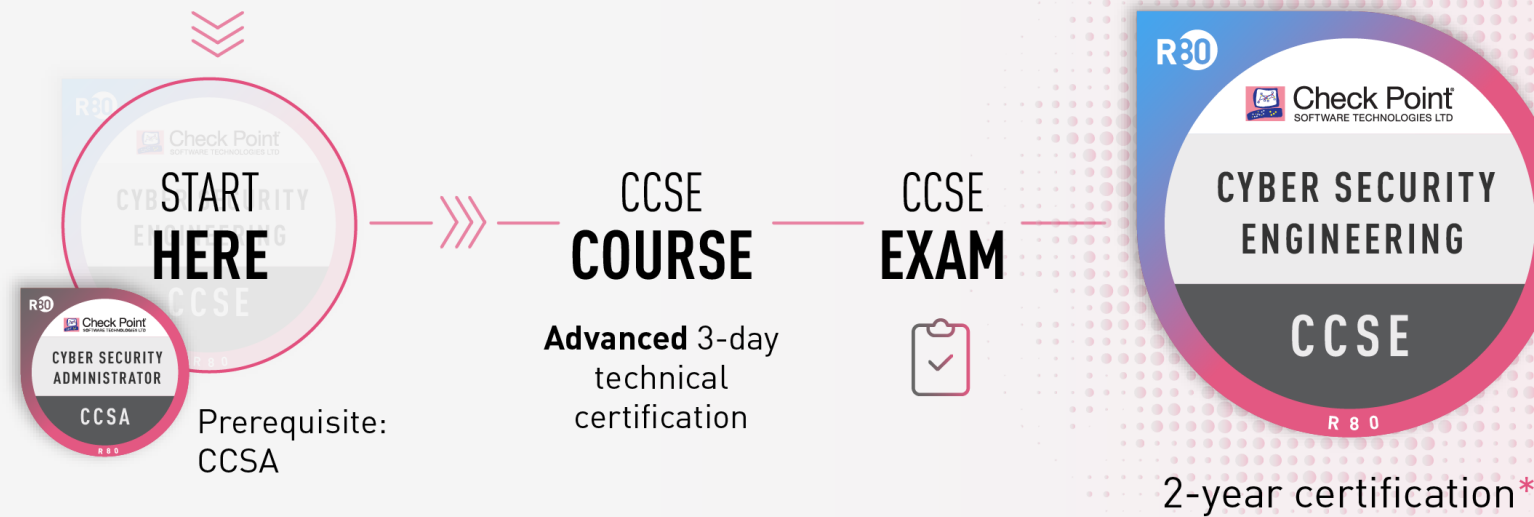
\* **Extend up to 2 years** by completing 2 specialist courses

\* **Recertify** by taking the CCSA exam again / advance to the CCSE level

# CCSA Extension Example



# CCSE Certification Path



## RECOMMENDED

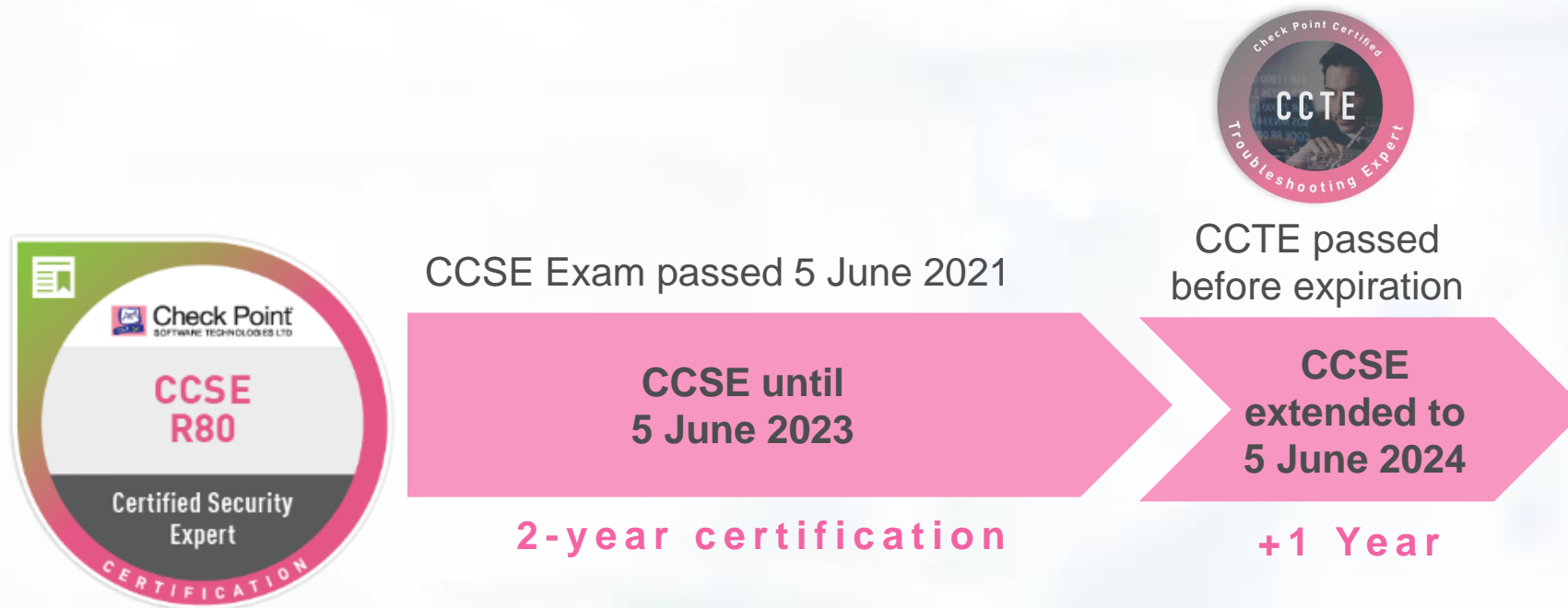
**Specialist courses**  
after CCSE



\***Extend up to 1 year** by completing 1 specialist course

\***Recertify** by taking the CCSE exam again / advance to the CCSM level

# CCSE Extension Example



# New CCSM Certification Path



\*Extend up to 1 year by completing 1 additional specialist course



# New CCSM Elite Certification Path



\*Extend up to 1 year by completing 1 additional specialist course