



TRAINING OFFERING

You can reach us at:

Arrow ECS, Nidderdale House, Beckwith Knowle, Harrogate, HG3 1SA

Email: educationteam.ecs.uk@arrow.com

Phone: 0870 251 1000



Maximo Application Suite - Manage: Automation Scripting

CODE:	LENGTH:	PRICE:
MAX4337G	8 Hours (1 day)	£650.00

Description

In this 1-day instructor led course the students will learn about automation scripting in Maximo, including how automation scripts can be used to extend functionality using code written in Python or JavaScript. This includes learning about launch points, variables and Maximo business objects in Maximo and how to use them and write scripts and run them with different launch points. Along with a combination of procedural information and demonstrations, this course also has hands-on lab exercises using a Red Hat OpenShift Maximo Manage environment for you to try out.

Objectives

After completing this course, you should be able to:

- Learn about Automation Scripting application in Maximo.
- Discuss the benefits of Automation Scripting.
- Understand different Launch points.
- Understand the scripting architecture.
- Discuss variables, bindings, array notations.
- Understand Maximo Business Objects.
- Work with logging and script creation in Maximo.
- Understand and create Automation Script with different launch points.

Audience

Consultants, System Administrators, Support, Sales, and Users

Programme

Module 1: Introduction to Automation scripting

- Introduction to automation scripting.
- Advantages of scripting
- Skillset required
- Scripting architecture and the different launch points.

Module 2: Automation scripting application

- Automation Scripts
- Launch points
- Variables and scripts
- Variables
- Migration Groups


Module 3: Variables, Syntax and Binding Values

- Launch Point variables
- Implicit variables
- Variable bindings
- Array notations


Module 4: Maximo Business Objects and Scripting Best Practices

- Maximo Business Objects and MBO Set.
- MBO Constants
- Automation Scripting Best Practices
- More Automation Scripting features


Module 5: Logging and Script creation

- Concepts
- Demonstration
- Student lab exercise  Lab 1


Module 6: Script with Object Launch Point

- Concepts
- Demonstration
- Student lab exercise  Lab 2


Module 7: Script with Attribute Launch Point

- Concepts
- Demonstration
- Student lab exercise  Lab 3


Module 8: Script with Action Launch Point

- Concepts
- Demonstration
- Student lab exercise  Lab 4

Module 9: Script with Custom Condition Launch Point

- Concepts
- Demonstration
- Student lab exercise  Lab 5

Module 10: Script for Integration

- Concepts
- Demonstration
- Student lab exercise  Lab 6

Session Dates

On request. Please [Contact Us](#)

Additional Information

[This training is also available as onsite training. Please contact us to find out more.](#)