



Enterprise Computing Solutions - Education Services

TRAINING OFFERING

You can reach us at:

Arrow ECS, Woluwedal 30, 1932 Sint-Stevens-Woluwe

Email: education.ecs.benelux@arrow.com

Phone: +32 2 332 19 57



Leveraging Health for Maximo Application Suite - Manage

| CODE: | LENGTH: | PRICE: |
|--------------|-----------------|---------------|
| MAX4343G | 8 Hours (1 day) | €780.00 |

Description

In this course you will learn a range of topics in Maximo Health that includes Assets and locations dashboard, Matrix View, scoring of the assets based on Health and other parameters, Work Queues, Actions that one can take on the asset and optimize the investment using the asset investment optimizer feature.

Objectives

After completing this course, you should be able to:

- Describe Maximo Health.
- Learn about asset details.
- Discuss location health.
- Understand work queues.
- Learn about scoring groups.
- Learn about scoring ranges.
- Learn about scoring contributors.
- Understand custom scoring.
- Discuss the role of Monitor in Health (through operational status).
- Create service requests for the asset from the Health application.
- Generate work orders from the Health application.
- Understand replace/refurbish/decommission planning for the asset.
- Discuss about flagging an asset.
- Edit source asset record from the Health application.
- Understand Asset Investment Optimizer.
- Learn about investment strategies and compare them.

Audience

Implementation Consultants, Administrators, Technical Sales, System Users

Programme

Module 1: Introduction to Maximo Health



- Advantages of Asset Performance Management
- The three step process
- Role of Monitor in Health
- Scoring
- Work Queues and Asset Actions
- Asset Investment Optimizer

Module 2: Scoring


- Scoring Types
- Scoring Groups
- Scoring Contributors
- Custom Scoring

- Future Scoring
- Demonstration: Scoring - Demo

Module 3: Work Queues and Asset Actions

- Health  The Three Step Process
- Work Queues
- Asset Actions
- Location Actions
- Demonstration: Work Queues and Asset Actions  Demo
- Student Exercises:
 - Exercise 1 Create Meters and Meter Group
 - Exercise 2 Create 2 Assets
 - Exercise 3 Create Work Orders for the Asset from Health application
 - Exercise 4 Create a Scoring Type and Contributor
 - Exercise 5 Create a Scoring Group
 - Exercise 6 Activate and Calculate the scores
 - Exercise 7 Work Queues and Asset Actions

Module 4: Asset Investment Optimizer

- Investment Optimization Project
- Replacement Plan Template
- Investment Strategies
- Run Analysis
- Compare Strategies
- Demonstration: Asset Investment Optimizer  Demo

Session Dates

On request. Please [Contact Us](#)

Additional Information

[This training is also available as onsite training. Please contact us to find out more.](#)