



**Enterprise Computing Solutions - Education Services**

## **TRAINING OFFERING**

---

**Vous pouvez nous joindre ici**

Email: [training.ecs.fr@arrow.com](mailto:training.ecs.fr@arrow.com)  
Phone: 01 49 97 50 00



# Administration of IBM Cloud Pak for Data (V4.x)

**CODE:**            **DURÉE:**            **PRIX H.T.:**

6XL530G            6 Hours (0.75 Jours)            €720.00

## Description

This course guides you through the most important administration activities that are related to the Cloud Pak for Data environment. ♦ You will recall the infrastructure of a Red Hat OpenShift cluster where Cloud Pak for Data runs, and you will learn how to manage this cluster. You will learn about multitenancy, tethered projects, the Cloud Pak for Data installation procedure, and prerequisites for various Cloud Pak for Data installation scenarios. A significant part of this course refers to tasks that an administrator must complete, including setting up an LDAP connection for user and group management, defining resource quotas and limits, and scaling services.

## Objectifs

After completion students should have an understanding of:

- Cluster architecture
- Managing users
- Monitoring resources
- Scaling and multitenancy

## Audience

- Professional administrators of IBM Cloud Pak for Data





## Prérequis

- Before you attend this course it is highly recommended to complete the learning path for associate administrators of Cloud Pak for Data. ♦
- In order to be successful in this course, you should have basic knowledge of Red Hat OpenShift Container Platform and the architecture of Cloud Pak for Data. ♦♦

## Programme

### Cluster architecture ♦

- List the six installation factors ♦
- Describe the two node types ♦
- State the cluster requirements ♦
- View node information ♦
- Customize the platform ♦
- Create a custom user role ♦
- Add a user with the new role ♦
- Create a user group in an LDAP system ♦
- Disable the default admin user ♦
- Identify options in the monitoring user interfaces ♦
- Set quotas for resource usage ♦
- Create a custom monitor ♦
- Describe the options for scaling the platform and services ♦

- Scale up a service 
- Define multitenancy 
- Disable a route  

## Dates de session

Sur demande. [Merci de nous contacter](#)

## Informations

### Complémentaires

[Cette formation est également disponible sous forme de formation sur site. Veuillez nous contacter pour en savoir plus.](#)